

**Eink**<sup>®</sup>

2019年第1季法說會

5/31/2019

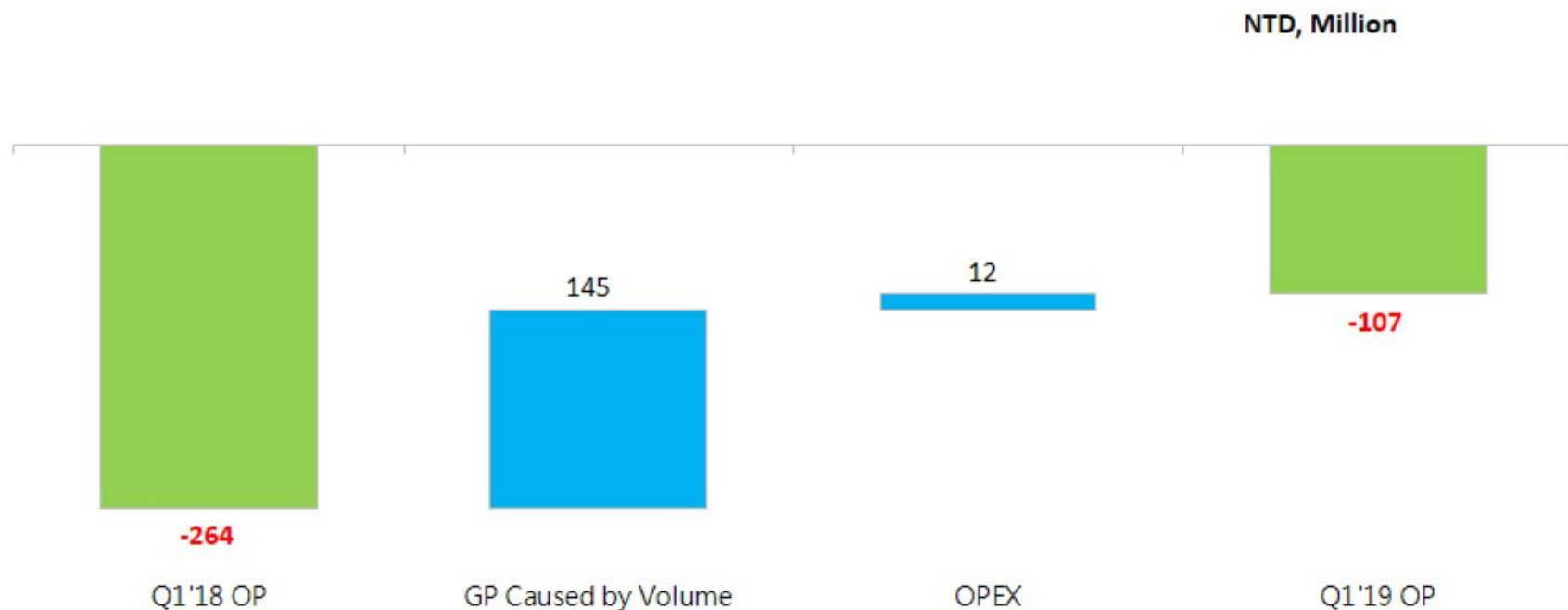
# Safe Harbor Statement

Statements in this presentation that are not strictly historical, including the statements regarding the market, economy, the Company's e Paper, LCD and other business, the Company's future product launches, the Company's positioning and expectations for 2019 and future periods, and any other statements regarding events or developments that we believe or anticipate will or may occur in the future, may be "forward-looking" statements within the meaning of the securities laws in Taiwan. There are a number of important factors that could cause actual events to differ materially from those suggested or indicated by such forward-looking statements and you should not place undue reliance on any such forward-looking statements. These factors include, among other things, the uncertainty in the economy, contractions or growth rates and cyclicity of markets we serve, competition, our ability to develop and successfully market new products and technologies and expand into new markets, our ability to successfully identify, consummate and integrate appropriate acquisitions, contingent liabilities relating to acquisitions, risks relating to potential impairment of goodwill and other long-lived assets, currency exchange rates, our compliance with applicable laws and regulations and changes in applicable laws and regulations, tax audits and changes in our tax rate and income tax liabilities, litigation and other contingent liabilities including intellectual property and environmental matters, risks relating to product defects and recalls, the impact of our debt obligations on our operations, raw material costs, our ability to adjust purchases and manufacturing capacity to reflect market conditions, legislative reforms and other changes in industry, labor matters, our relationships with and the performance of our customers and partners, risks relating to man-made and natural disasters, our ability to achieve projected cost reductions and growth, and international economic, political, legal and business factors. These forward-looking statements speak only as of the date of this presentation and the Company does not assume any obligation to update or revise any forward-looking statement, whether as a result of new information, future events and developments or otherwise.

# 合併損益表

台幣,佰萬元	Q1'19	Q4'18	QoQ	Q1'18	YoY
銷貨收入淨額	2,955	3,733	-20.8%	2,898	2.0%
銷貨毛利	1,253	1,740	-28.0%	1,109	13.1%
<i>GP%</i>	<i>42.4%</i>	<i>46.6%</i>	<i>-4.2%</i>	<i>38.3%</i>	<i>10.9%</i>
營業費用	1,361	1,312	3.7%	1,373	-0.9%
<i>OPEX%</i>	<i>46.1%</i>	<i>35.1%</i>	<i>10.9%</i>	<i>47.4%</i>	<i>-2.8%</i>
營業利益	(107)	428	-125.1%	(264)	-59.3%
<i>OP%</i>	<i>-3.6%</i>	<i>11.5%</i>	<i>-15.1%</i>	<i>-9.1%</i>	<i>-60.1%</i>
其它淨利(損)	712	583	22.2%	383	86.1%
權利金收入	449	668	-32.9%	446	0.6%
稅前淨利(損)	605	1,011	-40.2%	119	409.1%
所得稅費用(利益)	145	116	25.0%	70	108.2%
稅後淨利-母公司	438	871	-49.7%	41	964.1%
每股盈餘	0.39	0.77		0.04	

# 營業利益 Q1'18 → Q1'19



# 合併資產負債表

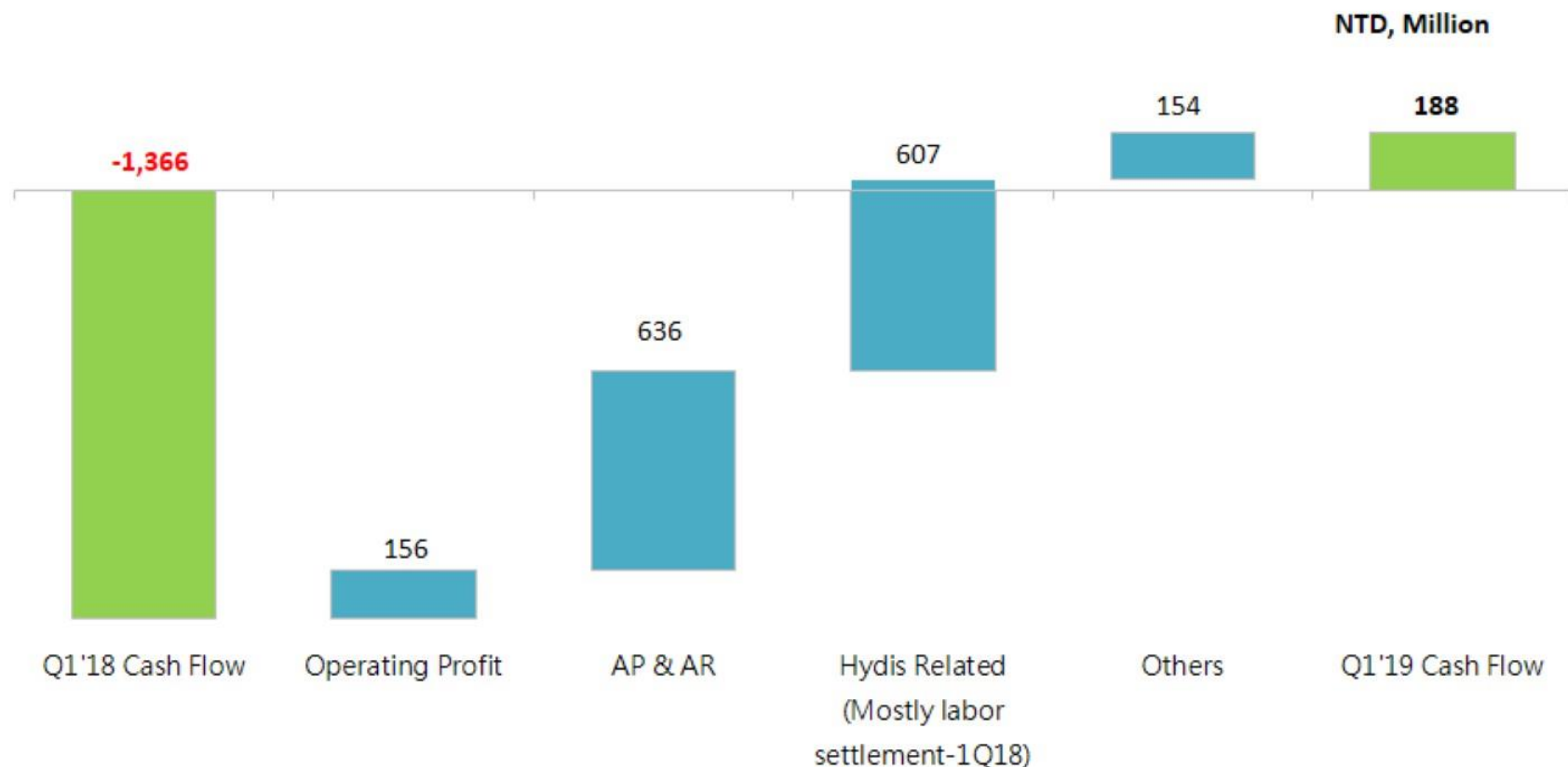
台幣,佰萬元	Q1'19	4Q'18	Q1'18
資產項目			
現金	8,023	7,695	11,464
應收/其它應收	2,671	2,467	1,696
存貨 (淨額)	2,231	1,927	2,438
固定資產/無形資產/使用權資產	14,754	13,047	13,100
其他資產	12,795	11,777	6,135
<b>總資產</b>	<b>40,474</b>	<b>36,914</b>	<b>34,832</b>
負債項目			
長/短期借款	2,853	2,089	1,333
應付/其它應付	2,479	2,699	2,579
<b>總負債</b>	<b>11,037</b>	<b>8,600</b>	<b>7,152</b>
股本	11,405	11,405	11,405
<b>股東權益</b>	<b>29,438</b>	<b>28,314</b>	<b>27,680</b>
負債比率	27.3%	23.3%	20.5%
每股淨值	25.81	24.83	24.27

# 合併現金流量表

台幣,佰萬元	Q1'19	Q4'18	Q1'18
營業活動現金流量	188	2,161	(1,366)
投資活動現金流量	(626)	(1,341)	203
財務活動現金流量	726	(1,151)	797
匯率影響數	40	59	(49)
現金淨增加	328	(272)	(415)
期末現金	8,023	7,695	11,464
期末現金-定存及理財商品	14,279	13,396	11,795
折舊與攤銷	308	287	277
資本支出	170	213	176
自由現金流量*	18	1,948	(1,542)

\*自由現金流量: 營業活動現金流量-資本支出

# 營業活動現金流量 Q1'18 vs Q1'19



# Growing Retailers Utilize EPD-based Smart Retail Solutions





# Growing Retailers Utilize EPD-based Smart Retail Solutions



# Growing Retailers Utilize EPD-based Smart Retail Solutions




# Growing Retailers Utilize EPD-based Smart Retail Solutions



# Co-Create Value with Partners



# China Educational Equipment Exhibition 2019



# SID Display Week 2019



# Welcome to E Ink Booth @ COMPUTEX TAIPEI

Join E Ink at COMPUTEX TAIPEI 2019

Taipei Nangang Exhibition Center, Hall 2, 4F

May 28~31 9:30 AM 5:30 PM June 1 9:30 AM 4:00 PM

E Ink Booth: #S0424

[www.eink.com](http://www.eink.com)

## ePaper- An Ideal Display for Smart City & IoT

Always On • Low Power Consumption

# Eink





Creativity **on**  
Display SM

Thank You

[www.eink.com](http://www.eink.com)

E Ink is the originator, pioneer & commercial leader in ePaper technology